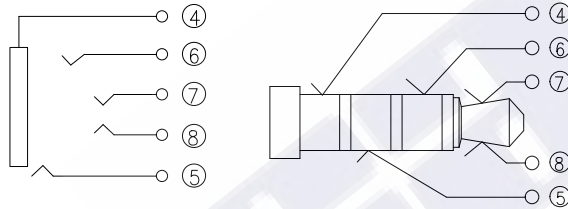
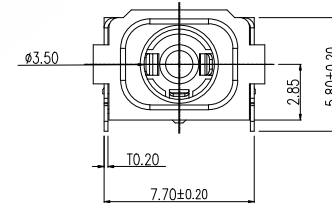
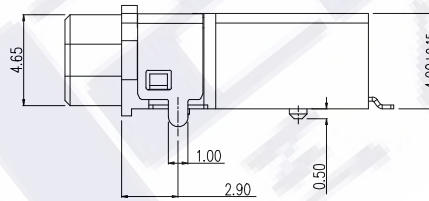
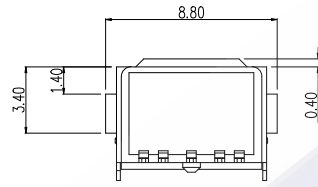
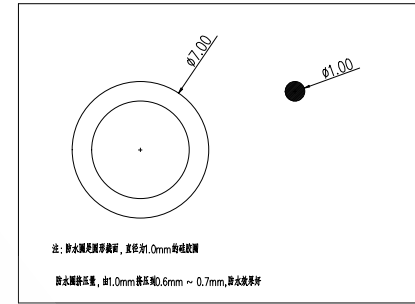
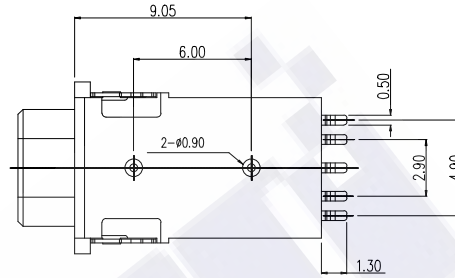
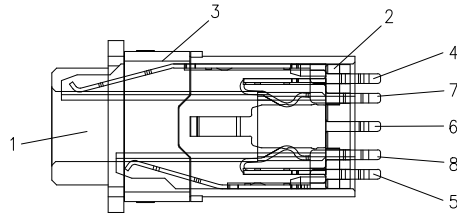


ROHS/REACH/IPX7

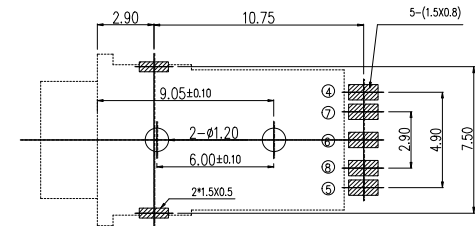
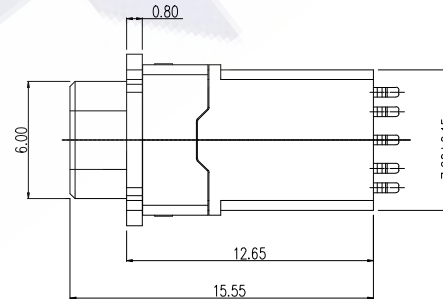
REV.	ECN. NO.	APPD.

SPECIFICATION :

1. Electrical characteristics
  - 1-1. Current rating: DC 0.5A max.
  - 1-2. Voltage rating: DC 30V.
  - 1-3. Contact resistance: 50mΩ max
  - 1-4. Insulation resistance: 1000MΩ min. at 500V DC.
  - 1-5. Withstanding voltage: 500V AC for 1 minute.
2. Mechanical characteristics
  - 2-1. Life test: 5000 cycles min,
  - 2-2. Mating force: 3~30N, Unmating force: 3~30N.
3. Temperature range: -40°C~+80°C
4. Dustproof and waterproof grade: IP67.



Circuit Diagram



RECOMMENDED P.C.B LAYOUT  
TOP VIEW (TOLRANCE: ±0.05)

9	Rubber ring	1	Silica Gel	White
8	cover	1	HIGH TEMPERATURE PLASTIC	Black
7	Housing	1	HIGH TEMPERATURE PLASTIC	Black
6	Shunt	2	Phosphor bronze, 0.20t	1u"Au on Contact Area And Gold Flash On Other Area.
5	Tip spring	1	Phosphor bronze, 0.20t	
4	Ring spring	1	Phosphor bronze, 0.20t	
3	Ring spring	1	Phosphor bronze, 0.20t	
2	Tip spring	1	Phosphor bronze, 0.20t	
1	Earth spring	1	Phosphor bronze, 0.20t	
NO.	DESCRIPTION	QTY	MATERIAL	REMARK

UNITS mm	三佐部品【中国】股份有限公司		
MAT'L 李元球	PART NO. PF4F7136A10	TITLE: AUDIO JACK 5PIN	
FINISH 陈俊明	The copyright belongs to samzo parts [China] Co., Ltd. please use the material after samzo parts agree to authorize. The final right of interpretation belongs to samzo parts.		
Q'TY 汪桂发	DWG NO.: PF4F7136A10 IPX7	SCALE 1/1	SHEET 1/1
		REV. A1	

X.	± 0.50	X.*	± 2*
.X	± 0.30	.X*	± 1*
.XX	± 0.20	.XX*	± 0.5*
.XXX	± 0.05		